

The
Gigabyte Gazette

The Monthly Newsletter

of the

***Sun City Summerlin
Computer Club***

October 2009

Table of Contents

PRESIDENT’S MESSAGE 3

ISSUE CONTRIBUTORS 4

BOARD OF DIRECTORS ACTIONS 4

GENERAL MEMBERSHIP MEETING 4

WELCOME NEW MEMBERS 4

OCTOBER 2009 CALENDARS 4

SPECIAL INTEREST GROUPS 5

KAFFEE KLATCHES..... 7

OCTOBER 2009 CLASSES 8

OCTOBER 2009 SEMINARS 11

WEB SURFING..... 14

THE MAC CORNER..... 16

SCSCC OCTOBER LAB MONITORS..... 19



President's Message

by Tom Burt

General Meetings

The Computer Club October General Membership Meeting will be held 7 PM Thursday, October 1st, at Desert Vista. The topic will be "Identity Theft".

Ward 4 City Councilman Stavros Anthony spent 29 years with Metro, most recently as a Captain overseeing the Financial and Property Crimes Bureau. Mr. Anthony will cover all of the current trends and preventative measures you should take. BJ Martens, Community Preparedness Committee Co-Chair, will also present a PowerPoint show on how to avoid online fraud and identity theft.

Upcoming at our **November 5** meeting, Smart Computing Magazine will return to present their many computer magazine offerings. The nominating committee will present their slate of candidates for the 2010 SCSCC Board and nominations will be accepted from the floor. Elections will be held at the December 3 General Meeting.

Membership

As of September 26, we have **1172** new or renewed members. Our **"half year" dues rate** is in effect for the rest of 2009. See the [Membership](#) page for full details.

Education Activities for October

Rich Walko, Howard Verne and Edith Einhorn are our education program coordinators. We have a good line-up of classes, seminars and SIGs for October. See the [October calendar](#) as well as the Seminars, Classes, "SIGs" and "KKs" pages for full details. Our education program is one of the great benefits of belonging to the Club.

Seminar Presenters and Class Instructors Needed

We would welcome a few more seminar presenters and class instructors to help share their knowledge with our members. If you're interested, send me an e-mail (tnburt@ieee.org) or call me at **702-341-7095**.

Lab News

In preparation for supporting Microsoft's new Windows 7 OS, all of the lab's HP Pavilion PCs have been upgraded to 4 GB of RAM. Plans for Windows 7 are still being considered. In the near term, we will likely install Windows 7 in a virtual machine, keeping Windows Vista as the native "Host OS". That will allow users and students to seamlessly move between Windows Vista, Windows XP or Windows 7 without needing to reboot the PC.

Issue Contributors

Carol Warman – Manager / Editor

Irene Burt	Tom Burt	Edith Einhorn
Nilda Fernandez	Dick Kling	Pat LeMay
Ed Rogers	Howard Verne	Rich Walko

Board of Directors Actions

**The Computer Club Board of Directors took the following actions on
Wednesday, September 9, 2009**

Irene Burt made a motion that for the January General Meeting prizes in the amount of \$15 for 20 people be awarded to those members who participated in the Early Bird Renewal Plan. The motion was seconded by Carol Warman and unanimously approved by the Board.

General Membership Meeting

The Computer Club October General Membership Meeting will be held on Thursday, October 1st, 7PM at Desert Vista. Councilman Stavros Anthony and CPC Co-Chair BJ Martens will be making a presentation on identity theft. Join us for this great presentation, refreshments and fellowship. 2010 Board of Directors nominations will be held at the November meeting with elections at the December Meeting. For Club information go to www.scsc.com, call Tom Burt, President at 341-7095 or email Tom at tnburt@ieee.org.

Welcome New Members

Fred Acri	Gary McKuin
Janet Hapner	Judy Meinholdt
June Inman	Virgil Meinholdt
Bruce Johnson	Phil Sherman
Julie Kisosondi	Lillie Weissman
Matt Kisosondi	Marlene Wilson
Zlata Kordic	Gus Zavala
Dick Lash	

October 2009 Calendars

To view the October calendars, click the following hyperlink:

http://www.scsc.com/Calendars/scsc_calendar_2009-oct.pdf

SPECIAL INTEREST GROUPS

Special Interest Groups (SIGs) provide a forum for general discussion on a specific computer related subject. Admission to all SIGs is on a first-come, first-seated basis and is subject to the maximum allowed by fire code regulations. All of the following meetings are held in the Classroom.

The <W> or <M> indicate whether a SIG would be of interest to *Windows* or *Macintosh* users.

Creative Graphics <W/M>

1st and 3rd Wednesday, 1:00 p.m.

Mel Neiman (228-6727)

Featuring tips, tricks, demonstrations and giveaways with information on greeting cards, business cards, labels, simple desktop publishing, digital photo tips and using photos in your projects, creating slide show informational frames, using fonts and creating your own clipart from fonts, e-mail stationery and animated signatures, journaling, and scrapbooking using computers, new tools for publishing found in Printmaster.

Very basic photo imaging processing, using small utilities related to graphics, fonts and catalog.

Digital Media <W>

3rd Thursday, 9:00 a.m.

Tom Burt (341-7095)

The Digital Media SIG provides a forum for members interested in all aspects of computer-based digital sound and video to meet, discuss, and learn more about the topic. The SIG's target audience is intermediate to advanced digital media users, but all members are welcome.

Genealogy <W>

3rd Thursday, 1:00 p.m.

Charles Johnson (804-4943)

Genealogy is one of America's most popular and rewarding hobbies. Come; let us help you find your ancestors on the Internet. We will explore helpful, free, sites and assist you in building your family tree.

Hardware <W >

Every Tuesday, 1:00 p.m. to 4:00 p.m.

George Lobue (256-0822), Chuck Wolff (233-6634)

This SIG provides **club members only** with no cost assistance for those having upgrades and / or problems with their computers. Bring in only your PC tower and your problems. Our TECH team will give you our best effort. Be sure to mark your cables so you can re-connect when you get home.

Linux SIG

2nd Wednesday at 1:00 P.M. and 4th Wednesday at 9:00 A.M., in the Classroom

Sy Bensky (242-6695)

Apart from the fact that it's **freely** distributed, Linux's functionality, adaptability and robustness, have made it a main alternative to Microsoft's operating systems. IBM, Hewlett-Packard and other giants of the computing world have embraced Linux and support its ongoing development. More than a decade after its initial release, Linux is being adopted worldwide primarily as a server platform. Its use as a home and office desktop operating system is also on the rise. This Special Interest Group will investigate Linux's potentials and attributes.

The Gigabyte Gazette

Macintosh Users' Group <M>

2nd and 4th Tuesday, 6:30 p.m.

Rose Mary D'Aloisio (255-2813)

Bill Euler (233-2351)

This is for Macintosh users of all experience levels. We will have Q&A, so bring your questions and/or problems.

Photoshop <W>

2nd and 4th Wednesdays, 6:30 p.m.

David Alexman (341-6533) and Zoltan Steiner (256-1161)

This SIG will provide you with an overview of many of the basic elements found in both Adobe Photoshop and Adobe Photoshop Elements, two extraordinary photo retouching, image editing, and color painting software programs. The Adobe Photoshop programs offer the tools to get professional-quality results. If you wish to enhance your photographs, this SIG will be most helpful and of great value. This SIG's target audience is intermediate to advanced digital imaging users, but all members are welcome.

Sun City Wings <W/M>

3rd Saturday, 1:00 p.m.

Ted Wagner (256-4037)

Using Microsoft's Flight Simulator program, we fly all kinds of airplanes from the 1903 Wright Flyer to a 400-passenger 747 jet airliner. Even helicopters are available. You can learn to fly airplanes or you can just enjoy beautiful sceneries around the world. The unrestricted view from the cockpit is something to experience. Those simulator programs have gotten "as real as it gets". We have a lot of fun. Please join us and take a look into the world of Flying.

KAFFEE KLATCHES

Kaffee Klatches provide a forum for general discussion on all computer-related subjects. Admission to all Kaffee Klatches is on a first-come, first-seated basis and is subject to the maximum allowed by fire code regulations. All of the following meetings are held in the Classroom.

Beginners Kaffee Klatch <W/M>

Every Saturday, 9:00 a.m.

Bill Wilkinson (233-4977)

If you are a novice or near-beginner computer user, or if you just want some refresher information together with a refreshing cup of coffee, then jump-start or recharge your computing knowledge by attending the BKK sessions. At each session, attendees will explore from one to four topics of particular interest to beginners and near-beginners. The topics are always announced a couple of days in advance via e-mail to SCSCC members who have subscribed to the club's message board. Each topic is presented in a step-by-step manner and is supported by "how to" notes that can be easily and conveniently downloaded from the BKK web page. Following each "up front" presentation of one or more topics (approximately 60 minutes in duration), an informal open-ended Question and Answer period takes place for those who wish to participate, listen, reflect, or inquire.

Q&A Kaffee Klatch <W/M>

Every Monday at 8:30 a.m.

Helen Perryman (363-7760)

This is a Q&A meeting is designed for everyone to ask questions and exchange ideas in a friendly atmosphere. No one knows it all and no question is too "dumb". We learn from answers to others' questions. If you need help with a computing problem, this just might be where you find the answer. We're here and you'll get a warm welcome!

"Intermediate / Advanced" Kaffee Klatch <W/M>

Every Tuesday, 8:30 a.m.

Sy Bensky (242-6695)

This KK is aimed at intermediate and advanced users. However, all users are welcome. The KK discussions are not restricted to any one subject, but should be computer or technology related. We will try to help you keep your systems updated and provide some "tips and tricks". If you have a tip or information you would like to share, we encourage you to bring it in and share since the SCSCC is built on "neighbor helping neighbor". The fellowship is great, the coffee is good, and the education received from the KK attendees is priceless. If you are an intermediate or advanced user, stop by and have a cup of coffee with us

October 2009 Classes

Because there are a limited number of computer stations available for hands-on participation, pre-registration is necessary for all classes. See individual descriptions for details on how to register.

THE NEWLY UPDATED AND UPGRADED BOOT CAMP CURRICULUM WILL BE OFFERED IN October!

Openings are Available to Novice Computer Users



In an effort to make the Boot Camp curriculum keep up with the times as well as comply with the perceived interests of the club's novice computer users, Boot Camp Instructor Bill Wilkinson has updated and upgraded the Boot Camp curriculum to include several more modules (chapters) and more than 20 additional step-by-step practice sets. Overall, the new curriculum contains 32 pages of additional information. It was launched in May.

The next class will be held on October 13, 14, 15, 20 and 21, with each session scheduled from 1:00pm until 4pm.

Registration Details:



To register or seek additional information, please telephone **Susie Scott at 242-9745 or 239-8986 (cell)**. She will arrange to register you and your friends for an upcoming class and collect the course fee.

Prerequisites: Must be a Club member (\$20 fee for new members) and own a computer with the Microsoft WINDOWS operating system installed.

Fee: Fifteen dollars (\$15.00), which includes a 126-page participant's manual, a CD, and a portable flash drive.

Course Description:

Boot Camp is an introductory course designed for members who are new to computing and/or the Microsoft Windows operating system. This hands-on class has a limited enrollment of 12 with each participant working at an individual computer station in the Computer Lab. A multi-member team of lead instructor and coaches will provide step-by-step instruction that will include demonstrations, guided practice and individual coaching assistance.

The Gigabyte Gazette

Participants will be introduced to the basic vocabulary and concepts necessary to establish an understanding of Windows. They will be instructed in practical strategies for managing and organizing their own data files, will be introduced to word processing, email, and the Internet, and will learn how to read and write data from and to a compact disk and a portable thumb drive. Those participants who own a digital camera will enjoy a demonstration on how to copy and paste photos from the camera to their hard drive, utilizing the newly acquired skills of file management.



Vista Email (aka Windows Mail)

Tuesday, Oct 20, at 10AM

Instructor: Howard Verne

Location: SCSCC Lab

This session will be an introduction to Microsoft's Vista Email System for new and experienced users. Participants will learn: how to sign up to your Cox/Embarq email system; how to send mail with/without attachments; how to view/download attachments; how to add addresses to your contact list and manage the list; and how to recognize spam and phishing. **This hands-on class has a limited enrollment of 12** with each participant working at an individual computer station. A multi-member team of lead instructor and coaches will provide step-by-step instruction that will include demonstrations, guided practice and individual coaching assistance. There is no fee for this class.

Registration: To register, send an email with your first and last name, association number, and the words “VISTA EMAIL” in the body of your message to hverne@yahoo.com. *If, within 24 hours, you do not get a reply from Howard, please contact him at 363-5337.*

Handout: Can be found at <http://www.scsc.com/smnr/VistaMail.pdf>. Please print it out and bring it to class.



Excel 2007 For Beginners: For Members New to Excel

**Wednesday, Oct 28; Thursday, Oct 29, 2009, 1:00 pm – 4:00 pm Instructor: Malcolm Singer
Location: SCSCC Lab**

Excel for Beginners is an introductory course designed for members who want to learn what they can do with Excel and how to do it. This hands-on class has a limited enrollment of 12 with each participant working at an individual computer station in the Computer Lab. A team consisting of a lead instructor and two or three coaches will provide step-by-step instruction that will include demonstrations, guided practice and individual coaching assistance.

Participants will learn the basic vocabulary and concepts necessary to understand Excel. They will learn to open existing files, and create, format, and save files of their own design. They will learn the basics of formulas and how to move, copy, insert and delete cells, columns, and rows. They will also learn about cell protection.

The course is composed of two (2) three-hour sessions. We will use Vista operating system. However, XP and Open Office users are welcome. References will be made to Excel 2003 under XP. The main difference is Excel 2007 uses ribbons instead of drop down menus.

Prerequisites: Must be a Club member and own or have access to a computer using Excel, Open Office, or compatible spreadsheet.

Fee: None

Registration: To register or seek additional information, please email **Malcolm Singer** malcolm@fedragons.com .

October 2009 Seminars

No advanced registration is necessary for any of our seminars unless otherwise noted. Seating is on a “first-come, first-seated” basis.



Seminar: iPhone Introduction

Presenter: Zane Clark
Tuesday, October 6, at 10:30 am
Location: SCSCC Classroom

This is an iPhone seminar for those who have one, those who are just thinking about it and for those who are just curious. We will tell you what your choices are, how to get one, how much it will cost you and describe the many attributes of this beautiful little piece of technology. We will explore the device itself, how to boot it up, how to save battery power and how to protect it. The iPhone comes with several pre-loaded apps. We will talk about the best uses for these apps and tips and tricks we have figured out or read about. This will include Maps, which has a built in GPS, and how to use Maps with Contacts. There is a nice low resolution Camera app which takes surprisingly good photos. These photos are stored in an app called Photos (of course) where you can select and email photos.

After we cover the preloaded apps, we will share our favorite apps we have downloaded from the iTunes app store and of course how to use the app store. Some of the camera and photo apps are excellent, including an editor much like a minimal Photoshop Elements, and another that lets you take multiple photos in short bursts.

I am not an expert at all on the iPhone but will lead the discussion and look forward to learning from those who attend.



Seminar: Special Projects with Your Digital Photos

Presenter: Stu Gershon
Monday, October 12, at 1:00 pm
Location: SCSCC Classroom

Stitching: "Stitching" is the technical term for making panoramas.

T-Shirts: Making a T-Shirts is one of the most fun tasks you can do with Digital Photography.

Collages: Collages are a group of pictures on the same page.

Fun Stuff: Since I teach my classes with PhotoSuite 4.0 Platinum, I have shown many of you what the program calls "Fun Stuff"! You can make many things including Calendars, personalized Book Marks, Greeting Cards and many other projects.



Photoshop Elements and Picasa 3, a Great Combination

Tuesday, October 13, at 10:30 am

Presenter: George Keelen

Location: SCSCC Classroom

This seminar will combine presentations about Adobe's Photoshop Elements and Google's free Picasa. Adobe Photoshop Elements is a powerful photo editing program that is a favorite among many of our Computer Club members. This seminar will introduce novice users to some of the basic functions of this popular and highly-regarded product. As a bonus, Google's free Picasa program will be integrated into the presentation. Picasa is software that helps you instantly find, edit and share all the pictures on your PC. George's two-pronged set of notes will provide step-by-step instructions for using both Elements and Picasa. These notes may be accessed by clicking:

<http://scscc.com/smnr/Photoshop%20Elements%20%20&%20Picasa%20Seminar.pdf>



Seminar: Making Labels Using Microsoft Word

Monday, October 19, at 10:30 am

Presenter: Martha Ryan

Location: SCSCC Classroom

This seminar will demonstrate how to make labels using Microsoft Word. This is a seminar for computer users who are beginners at creating labels. You will learn how to make your own address labels using the United States Postal Service (USPS) recommendations. You will also learn how to make your own business cards. Information about other types of available labels will be provided.

Martha's presentation notes are available by clicking:

<http://scscc.com/smnr/CreatingLabelsInMicrosoftWord.pdf>



HDTV - Basics and Beyond – 2009

Thursday, October 22, at 9:00 am

Presenter: Tom Burt

Location: SCSCC Classroom

High Definition TV is becoming widely adopted as the newest home entertainment medium. Prices are dropping while the technology is getting ever better. This 2 ½ hour seminar will present a moderately detailed look at current and upcoming HDTV technology and will highlight the issues to consider when buying a HDTV set. The seminar will also explore the process of hooking up a HDTV set into your entertainment center and various ways to access high definition content. Finally, we will look at HD video technology upgrades for your multi-media PC. In addition, we'll keep some time for your questions and answers.

Target Audience: Anyone with a desire to understand HDTV.

You can find the seminar handout at:

http://www.scsc.com/smnr/HDTV_BasicsandBeyond.pdf



Firefox

Monday, October 26, at 1:00 pm

Presenter: Howard Verne

Location: SCSCC Classroom

Mozilla Firefox is a fast, full-featured Web browser. Version 3 includes a bevy of new features and changes, including a redesigned address bar pull-down menu that includes bookmarks and history, a new add-on manager, the ability to pause and resume downloads, malware protection, a better password manager, and OS-specific themes. No longer a fledgling upstart, Firefox 3 is full-featured, lightning fast, and an able Internet Explorer foe. Many knowledgeable computer users have moved from Microsoft's Internet Explorer to Firefox. Firefox 3 makes that decision even more appealing.



Web Surfing
by Dick Kling

World War I - Poetry & Postcards

No matter how painful or negative a situation is, there is always some subtle beauty or hope that emerges from the tragedy. World War I was one of the most horrid and bloody events in human history, yet the chaos and violence of the war also stoked passionate and heartfelt writing from the artists and soldiers whose lives were forever changed by the conflict.

"The Great War: 1914-1918", created by scholar Harry Rusche, is a fascinating website that was originally designed to supplement college courses in World War I Poetry. The site features digitized versions of rare poetry volumes, as well as a section of "Postcards" filled with over 450 original postcards from every country involved in the war. The postcards offer a unique insight into the many elements of culture, government, military, humor, and propaganda that were at play during those trying years.

<http://tr.im/nbDk>

Truth Dig

The media these days is a wild world filled with corporate-owned news channels, ubiquitous high-speed Internet, 24-hour cable programming, hyperlinks, and a seemingly endless supply of blogs. In such an intense environment, it can be very difficult for people to find a clear, unbiased source for the daily news.

"Truthdig" is an online magazine that provides its readers with extensive coverage of current events and world affairs, as well as thoughtful, progressive articles on a wide range of topics. The content on the site is created by individual experts in each field, who "dig" down to the dirty truth beneath the daily headlines related to "Politics", "The Environment", "Arts & Culture", and other news topics.

<http://www.truthdig.com>

Best Horror Flicks

Whether you grew up loving or hating them, "scary movies" seemed to be an unavoidable part of childhood (and adulthood!). This frightening website, aptly entitled Best-Horror-Movies.Com, was created by a "crew of guys and girls" who are die-hard fans of the movies and monsters that make up the horror genre.

Tip-toe through this scary site, which caters to "the Discerning Horror Freak" and you'll find every ghost, ghoul, freak, monster, and otherwise frightening creature that ever petrified the Silver Screen. Highlights include a consummate list of the "Top 100 Horror Flicks of All Time", as well as entire sections devoted to "Villains", "Zombies", "Heroes", and "Monsters".

<http://www.best-horror-movies.com/>

Birthday Facts

You probably didn't know it at the time, but quite a lot was going on in the world on the day you were born. Enter your date of birth at this fun site, which will then tell you the day of the week that you were born, as well as other fun facts such as what season you were born in, how long until your next birthday, and how many days, hours, and seconds you have been alive.

<http://www.dayofbirth.co.uk/>

Room to Read

The founder and CEO of “Room to Read” was trekking through the mountains of Nepal, and witnessed the poor state of the local schools and infrastructure. Shortly after his trip, John Wood quit his job as a senior executive at Microsoft with the noble goal of making a difference in the world by educating children.

“Room to Read” believes that true change comes through education, and partners with local communities in the developing world to create new schools, libraries, and other educational institutions. Check out the official website to learn more about this passionate organization, and how you too can help break the cycle of poverty that cripples so many children and families around the world.

<http://www.roomtoread.org/>

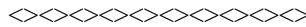


The Mac Corner

by Ed Rogers

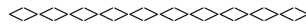
iCleanLanguage, <http://tr.im/zedJ>, is a simple application that safely removes unwanted localizations, or language files, from your Macintosh computer. On OSX, these files can take up as much as 4 GB of space and, unless you wish to run your Mac in these languages, they are unnecessary. iCleanLanguage does this by scanning for these files and then selectively removing them.

iCleanLanguage is different from similar applications because it allows you to remove files from specific locations or applications, gives a full report at the end of a session, allows you to exclude certain applications and folders, and can be used in "Dry Run" mode. It can also be used as a drop box to clean newly downloaded apps.

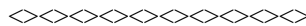


CornerClick, <http://tr.im/zecj>, allows you to assign actions to each corner of your screen. Your screen corners can act like four customizable buttons which will never move. You can hide the current application or all other applications, and open any file or application. You can open a URL or run an AppleScript. You can perform Expose actions, and activate Dashboard. You can perform multiple actions with one click, or zero clicks. Each screen corner can have many different actions based on modifier keys.

A popup window can show you what action will be performed when you point at the screen corner. You will never miss when you try to click the corner of the screen, so CornerClick lets you do things without even looking.



Website Down? To find out whether a Web site is down, or if you are having problems with your computer or connection, go to: <http://tr.im/ze9C> type in the name of the site, and click on "or just me?"



The Finder Sidebar: The Finder Sidebar is a handy list of commonly used folders, drives, and network locations. Apple pre-populates it with what it considers to be most useful items for most users, but there's no reason not to add, remove, or rearrange items. After all, it's your sidebar, and setting it up just the way you like it is a key to productivity.

Show or Hide the Sidebar's Default Items

The Gigabyte Gazette

1. Open a Finder window by clicking the 'Finder' icon in the Dock, or by clicking on a vacant area of the desktop.⌘
2. Open the Finder's preferences by selecting 'Preferences' from the Finder menu.
3. Click the 'Sidebar' icon in the Finder Preferences window.
4. Place or remove a checkmark, as appropriate, from the list of items in the sidebar.
5. Close the Finder Preferences window. ⌘

Feel free to experiment with the items in the list. You can return to the Finder preferences at any time, and modify the show/hide details.

Add a File or Folder to the Sidebar

You can add your most often used files or folders to the sidebar, to keep them a mouse click away whenever you open a Finder window:

1. Open a Finder window by clicking the 'Finder' icon in the Dock. ⌘
2. Click and drag a file or folder to the sidebar. A horizontal line will appear, indicating the location the file or folder will occupy when you release the mouse button. ⌘
3. Position the file or folder where you want it to appear, and then release the mouse button. There are some restrictions on where you can place a file or folder. In Tiger (10.4.x), you can only place an item in the 'Location' section of the sidebar; the upper section is reserved for drives and network devices. In Leopard (10.5.x), you can only add items to the 'Places' section of the sidebar. ⌘

Add an Application to the Sidebar

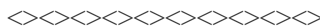
Although this isn't commonly known, the sidebar can hold more than just files and folders; it can also hold the applications you use most often. Follow the same steps as adding a file or folder, but select an application instead of a file or folder.

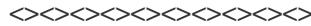
Rearrange the Sidebar

You can rearrange most items in the sidebar as you see fit. Simply click and drag a sidebar item to its new target location. The other items in the sidebar will rearrange themselves, to make room for the item being moved.

Remove Items From the Sidebar

Like the desktop, the sidebar can quickly get cluttered. You can remove a file, folder, or application you added to the sidebar by clicking and dragging its icon out of the sidebar. It will disappear in a puff of smoke. Don't worry, though, the item itself is still safe in its original location; only the sidebar alias was incinerated.





*The Computer Club's Mac SIG meets the
2nd and 4th Tuesday of each month in the Classroom at 6:30 PM.
[Come to learn, ask questions, and share ideas with fellow Mac users.](#)*

SCSCC October LAB MONITORS

Mallonee, Bill Enlow, Jim	October 3 Sat
Taylor, Millie Wessler, Norm	October 5 Mon
Jarzomb, Leo Warhaftig, Ann	October 7 Wed
Kelly, Yvonne Cohen, Fred	October 10 Sat
York, Blanche Hopkins, Enid	October 12 Mon
Brennan, Tom Palubinskas, John	October 14 Wed
Helling, Bonnie Helling, Dean	October 17 Sat
Halvorson, Marilyn Hamilton, Marti	October 19 Mon
Collins, Tamara Lehr, Charles	October 21 Wed
Zuzich, John Pun, Raymond	October 24 Sat
Ayers, John Ayers, Lois	October 26 Mon
Scott, Susie Southwell, Jeff	October 28 Wed
Wiens, Ed Kinn, Rebecca	October 31 Sat